



AOET company profile

4F, No. 31, Keya Rd. Daya Dist., Taichung City 42881, Taiwan
www.aoet.com.tw Tel : 886-4-25659888 Fax : 886-4-25658009

AOET Group Overview



MIYABI
Miyabi Technology



FPR Module

AOET
Ability Optical



Plastic Lens
Glass Lens
Hybrid Lens

RHOSON
Rhoson Corporation



Vehicle Accessory
E-Mirror

About AOET

成立日期 Established	1986.11.19
董事長 Chairman	高維亞 Victor Kao
登記資本額 Register Capital	新台幣 14.2億元
員工人數 Numbers of Employees	2,500 employees
營業項目 Products	手機鏡頭、PC/NB鏡頭、DV鏡頭、車用鏡頭、光學觸控螢幕鏡頭、各式樣光學產品設計與代工、指紋辨識 Mobile Phone & Notebook Lens, Digital Video Lens, Car Lens, OTM Lens, OEM / ODM etc., Finger Print

AOET Group Asia Operation/Capacity



Product	Factory location	Capacity
Lens	TW Present building	4 KK
	TW new headquarter	11 KK
	ZJ Factory	8 KK
	VN Factory	7 KK
	Total capacity	30 KK
FPR Module	TW FPR Module	350 K
	ZJ FPR Module	1.2 KK
	Total capacity	1.55 KK

ABILITY OPTICAL



Company Introduction

Ability Optical Headquarter

Key Functions

R&D base

- Optical Design
- Mechanical Design
- Tooling Design
- Automation Design



Optical
Performance
Measurement



UA3P
Surface
Measurement

Plastic Injection

- Plastic lens Injection
- Black Parts Injection
- Optical Coating



Injection



Coating

Automation

- Automation Design
- Lens auto-assembly



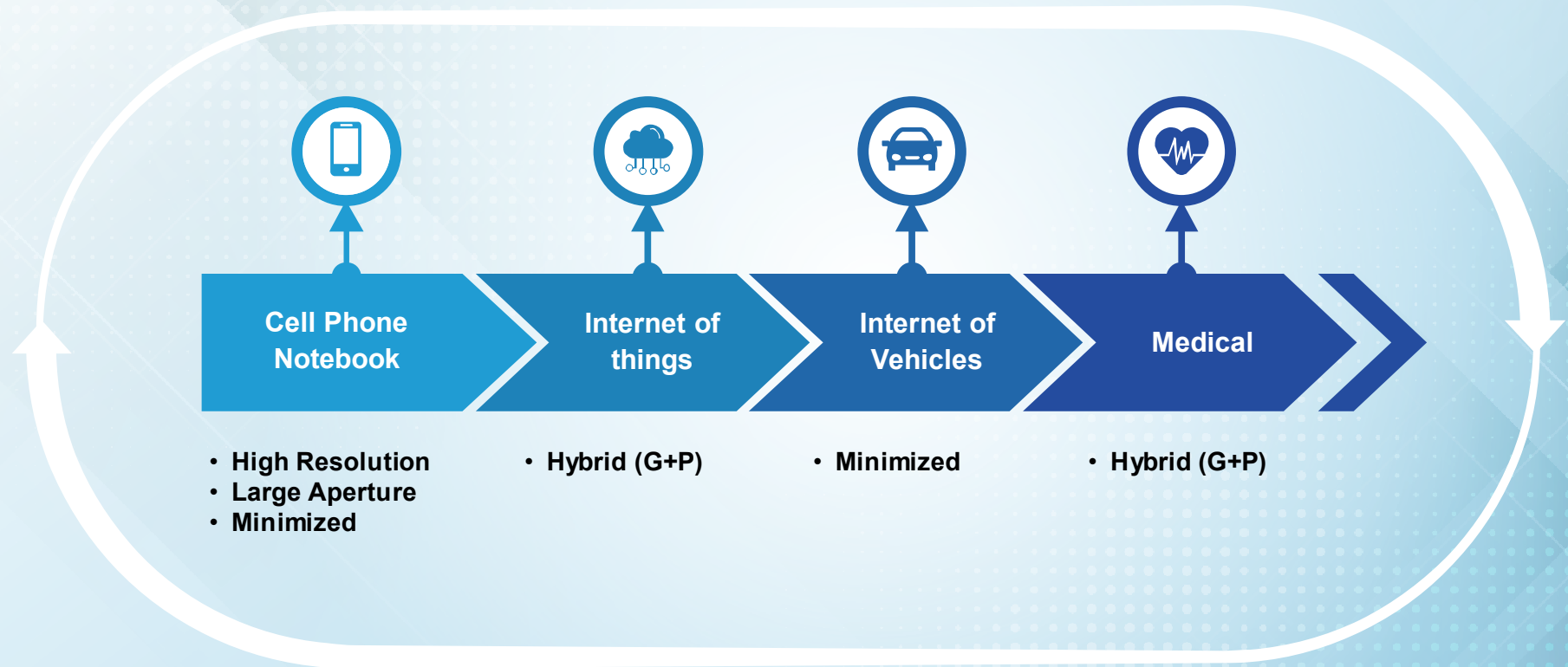
Automatic
Aligner



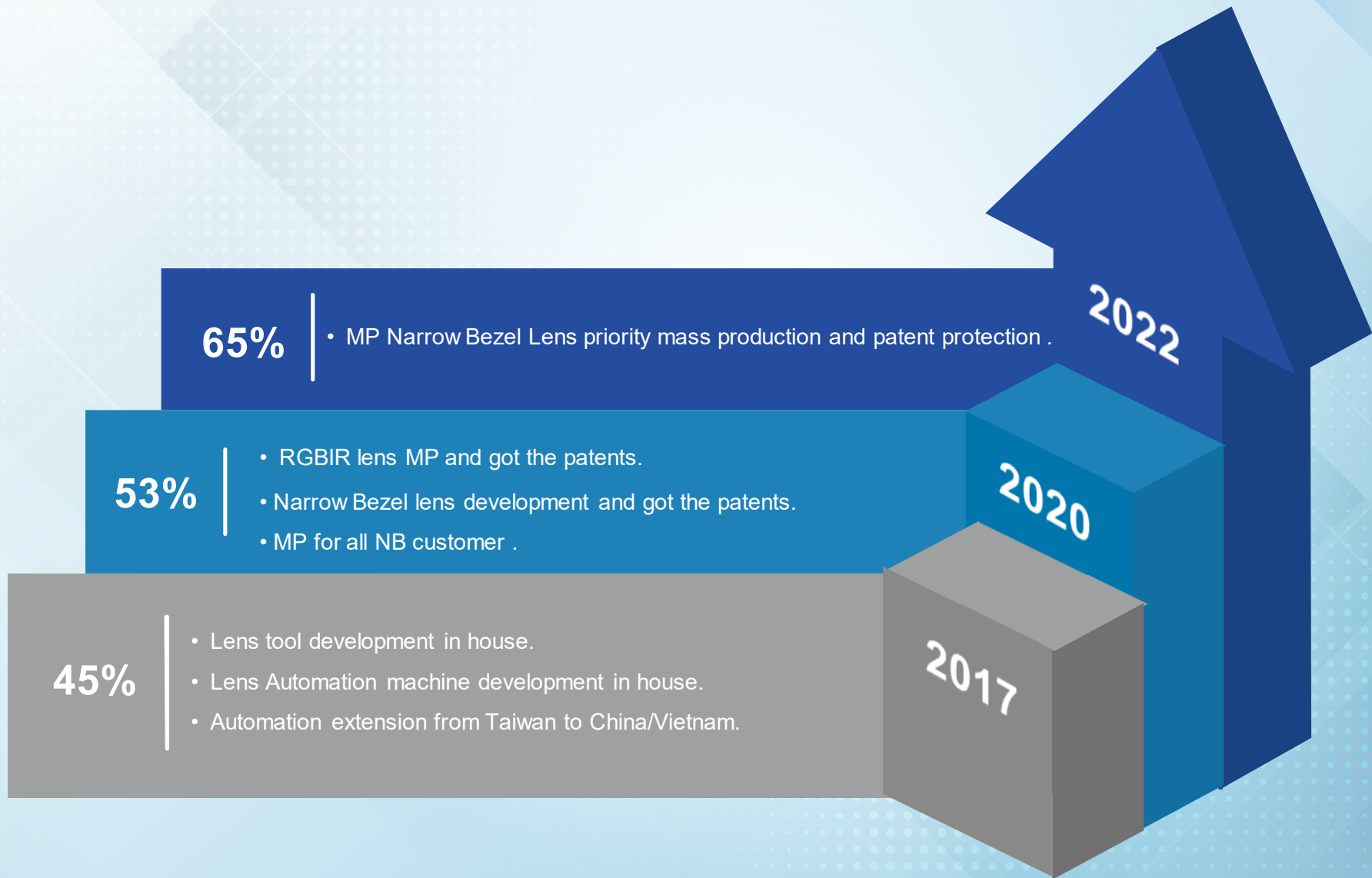
Automatic
Assembly

Central Taiwan Science Park

Technology Application – Ability Optical



NB Lens Worldwide Market Share/Milestones



Strength of AOET Lens Patents

- AOET lens patents protect cutting edge Lens with the specs including small F number, large FOV and short TTL.
- AOET lens patents cover different lens products from two-pieces to eight-pieces and multiple camera modules.
- AOET lens patents cover broad devices including NB/PCs, phones, and automobile etc.

The statistics of optical patents by countries

AOET	TW	US	CN	SUM
Filed	477	372	370	1,219
Granted	460	327	363	1,150

Statistics of lens patents by countries and pieces

Category	Device/Module/ ADAS/Other	2P	3P	4P	5P	6P	7P	8P	SUM
TW	143	2	30	60	85	84	52	4	460
US	155	2	20	39	64	65	45	4	327
CN	78	2	24	56	76	74	49	4	363

MIYABITECO



Company Introduction

Miyabi FPR Development Milestones

- FPR product establishment
- Engaged with China manufacturer in door lock device application
- Completed NB customer enablement and enter mass production phase
- Engaged Fido financial FPR dongle and proving VISA/Intel net financial certification authority
- Stable quality performance on NB customer consumer models
- Start automation production line build up
- Start mass production on NB customer commercial models
- Automation line coverage rate achieve 80%

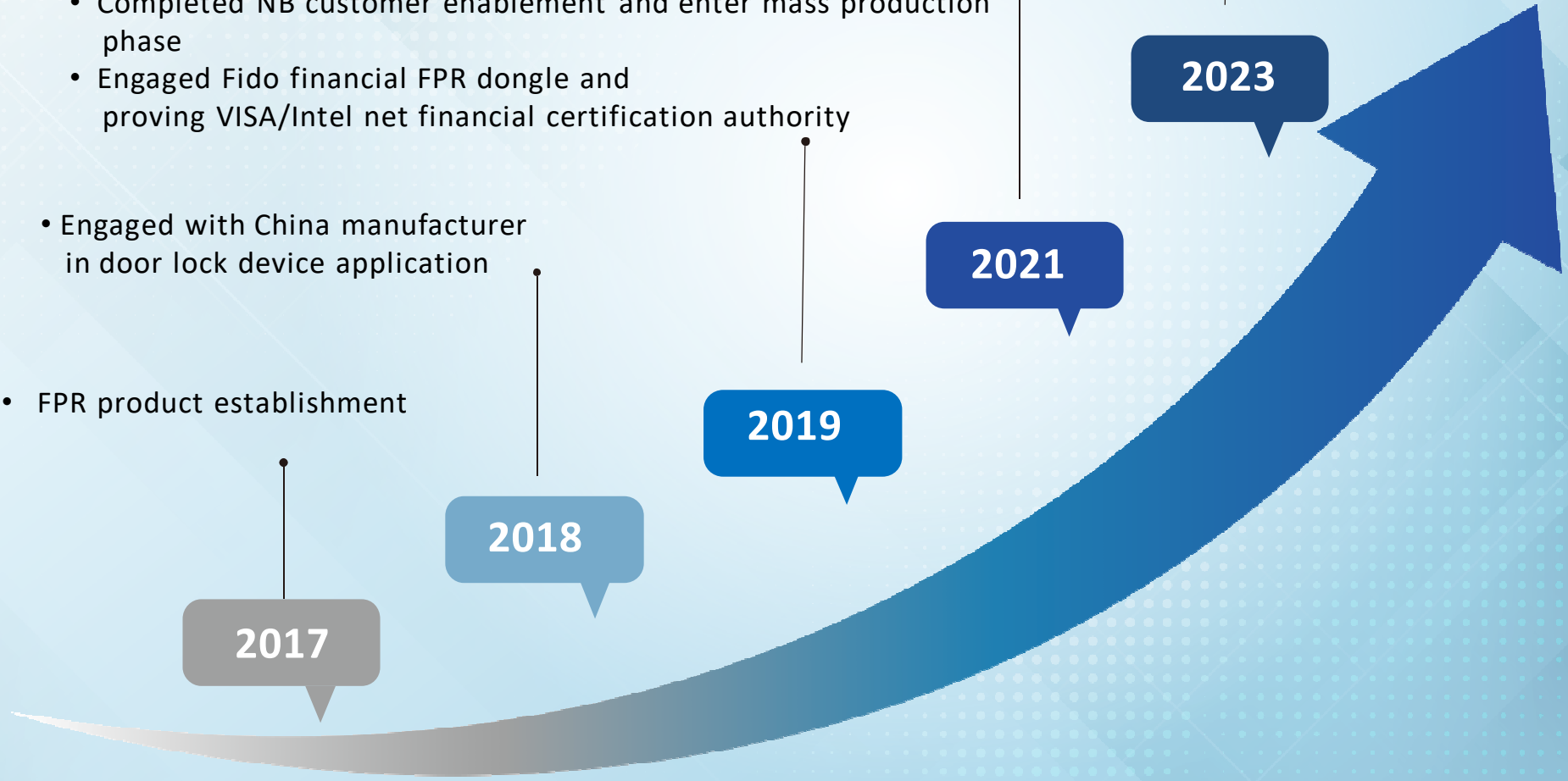
2017

2018

2019

2021

2023



Miyabi FPR Product Application

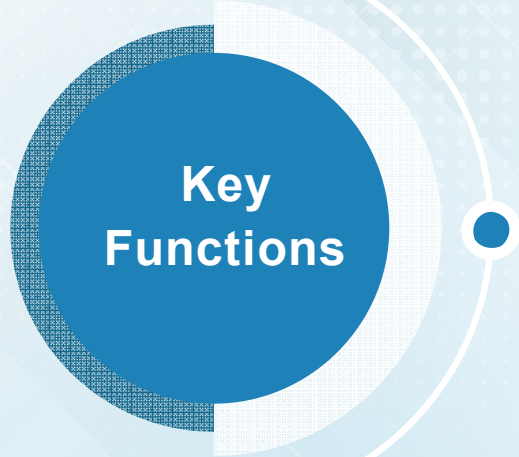
- FPR dongle for financial certification authority



- FPR module for laptop use



Fingerprint Module Production Center



SMT Workshop



Cutting



Compact Super-Speed Modular



AOI

DAF Workshop



Auto Attach Film Machine



PLASMA



Defoaming Machine

F/T Workshop



2D Optical Measuring Instrument



Hazardous substance Inspection Machine



Vibration Machine

RHOSON



Company Introduction

Vision Products

- Digital Video Recorder (DVR)**
- Around View Monitor (360)**
- eMirror**
- DA(With AVM)**
- DA Option : LDW/BSD/MOD**

Electromechanical Product

- I²Clean : ION air purifier**
- 77GHZ BSD**


Vision Products




Customized Services –Project Record



Rhoson established lots of projects that are cooperated with Car Maker over 20 years .



Head unit	Monitor	GPS
DVR	360	eMirror



GPS	PVM
DVR	

Customized Services-DM Design



Volvo DVR

Subaru 3D 360



https://www.youtube.com/watch?time_continue=2&v=kxkiu5OVOCi&feature=emb_logo

Connect DVR by Volvo Cam app

1. Please search "Volvo Cam" App and install on your mobile device.
2. When DVR is on, Wi-Fi indicator will turn on (White LED), please use Wi-Fi on your mobile device and search for "DVR", which named as "Volvo-123456abcde" (123456 are unique number for each device).
3. Connect to DVR Wi-Fi, input password: "12345678".
4. Open Volvo App, click "DVR".
5. associated when connect to DVR. Real view, your mobile device must be able to connect to internet by mobile network(3G/4G) in order to activate DVR.


• On iPhone, just need 4G network connect.
• On Android phone, After click "DVR", it will show "Customer Manual", Please switch off Wi-Fi, and back to App, click on "Continue", it will then show "Activate network", Please switch on Wi-Fi again and connect to DVR Wi-Fi name, then the app can use normally.
PS: If Wi-Fi indicator (White LED) is off, press Wi-Fi button and Wi-Fi will be turned on for 3 minutes.

Key controls

SD Card is recommended to format every 1-2 months for function stability.

- Take photo
- Start recording
- Wi-Fi Device
- Lock
- Power indicator
- Recording indicator
- Wi-Fi indicator

LED indicator	
Wi-Fi indicator	Off: Wi-Fi turned off
	White: Wi-Fi turned on
Recording indicator	Off: Recording stopped
	Red: Blinking-Recording
Power indicator	Off: Recorder off
	Blue: Recorder power connected



Marketing Event



2018 CES Show



2019 CES Show



2020 CES Show

Small Lens, Big Vision

- eMirror
- DVR
- 360 PVM
- Automotive Camera



Financial information

Consolidated Sales

(Unaudited)

NT\$000

	2023	2022	YoY
1Q	836,669	976,694	-14%
2Q	1,009,801	1,037,011	-3%
3Q	1,104,527	797,567	38%
1~3Q	2,950,997	2,811,272	5%

3Q23 Consolidated Statement of Comprehensive Income

(Unaudited)

NT\$000

	1~3Q23	1~3Q23	YoY
Net Revenue	2,950,997	2,811,272	5%
Gross Profit	700,058	663,076	6%
Income from Operatio	274,563	209,300	31%
Non-op.Income(Loss)	104,846	239,647	-56%
Pre-tax Income	379,409	448,947	-15%
Net Income	309,779	366,779	-16%
EPS	2.19	2.72	-19%

3Q23 Consolidated Balance Sheet

(Unaudited)

NT\$000

Item	Amount	Item	Amount
Current Assets	3,460,646	Current Liabilities	2,714,844
Non-current Assets	3,914,851	Non-current Liabilities	1,410,615
Total Assets	7,375,497	Total Liabilities	4,125,459
		Shareholders' Equity	3,250,038
		Total Equity & Liabilities	7,375,497



Q&A



Your Vision Define Us

Thank You!